

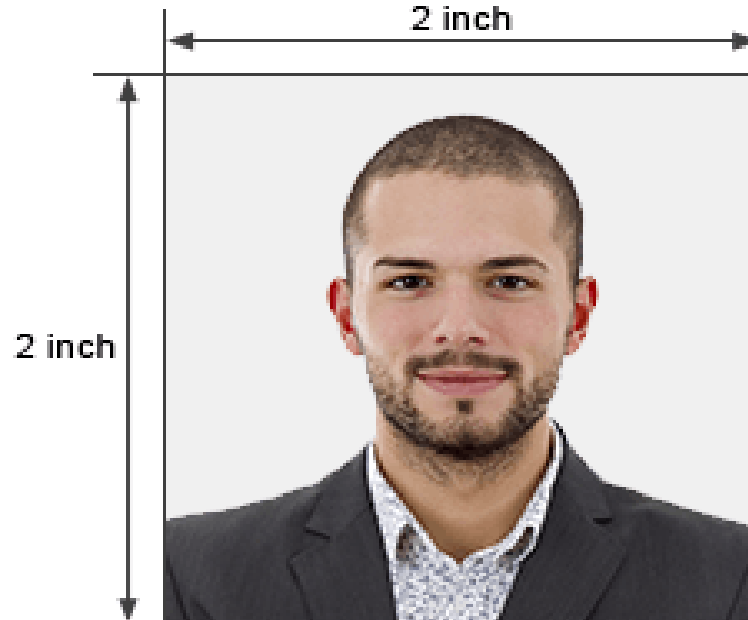
छायाचित्र अपलोड करण्यासाठीचे टप्पे

URL :

<https://millworker.mhada.gov.in/>

छायाचित्रची साईझ आणि फोरमेट

- फोटोची साईझ 300 KB पर्यंत असावी.
- फोटो फोरमेट JPEG असावा.
- फोटो हा passport साईझचाच असावा.
- Example :



छायाचित्र MS-Paint मध्ये Open करून Resize वरती करा.

The image shows a Windows File Explorer window with a context menu open over a file named "Passport_photo_2x2_inch.png". The file is a 2x2 inch passport photo. The context menu options include: Open, Set as desktop background, Edit, Print, Preview, Rotate clockwise, Rotate counterclockwise, Edit with Notepad++, Open with, Quick Heal AntiVirus Pro Scan, Share with, Add to archive..., Add to "Passport_photo_2x2_inch.rar", Compress and email..., Compress to "Passport_photo_2x2_inch.rar" and email, Restore previous versions, Send to, Cut, Copy, Create shortcut, Delete, Rename, and Properties. The "Open with" option is highlighted with a red box, and the "Paint" application is highlighted in the submenu that appears. Other applications listed in the submenu include Firefox, Microsoft Office Picture Manager, Notepad, Windows Media Center, Windows Photo Viewer, and XnView for Windows. The "Choose default program..." option is also visible at the bottom of the submenu.

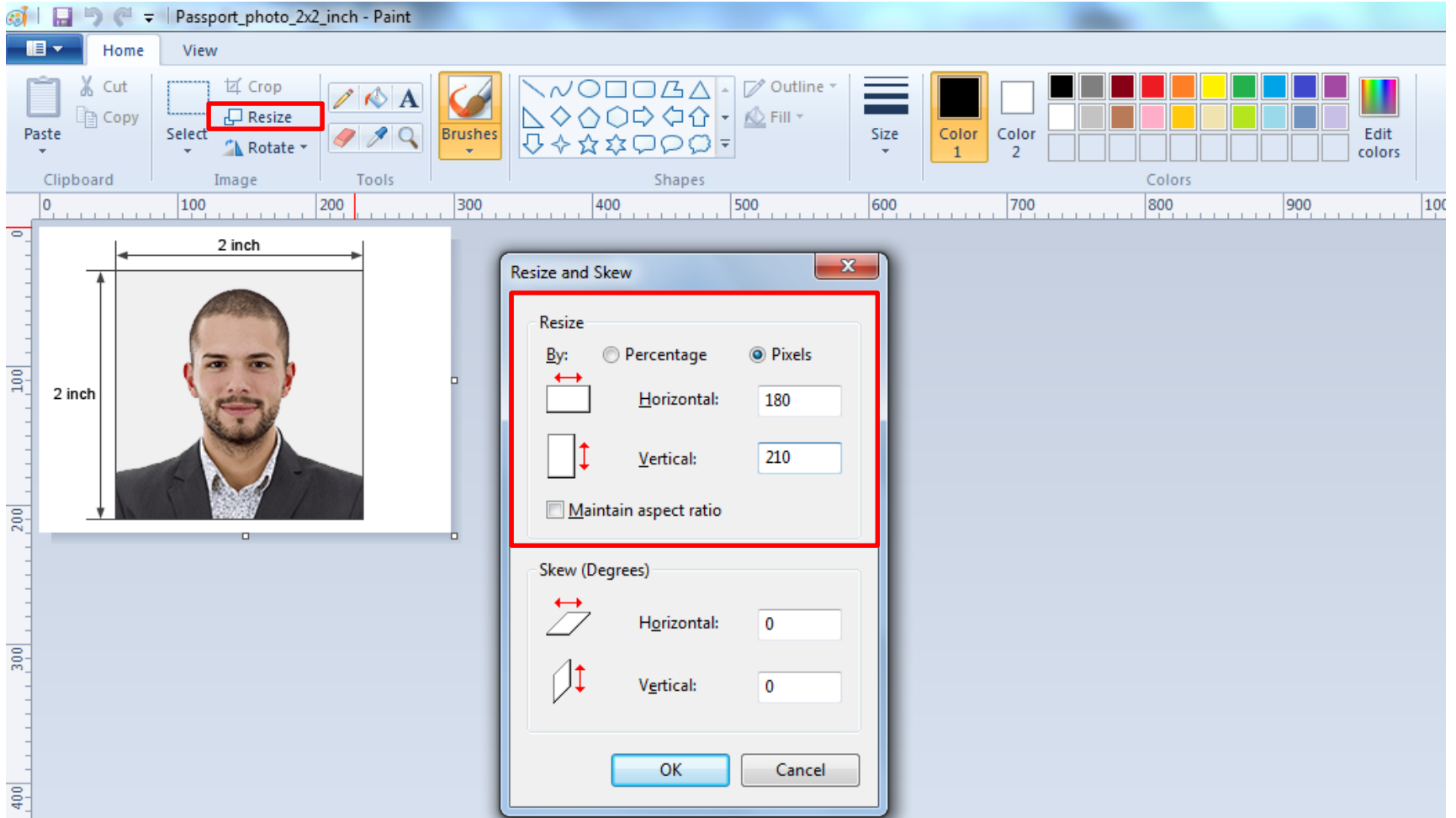
Today (1)

Yesterday (1)

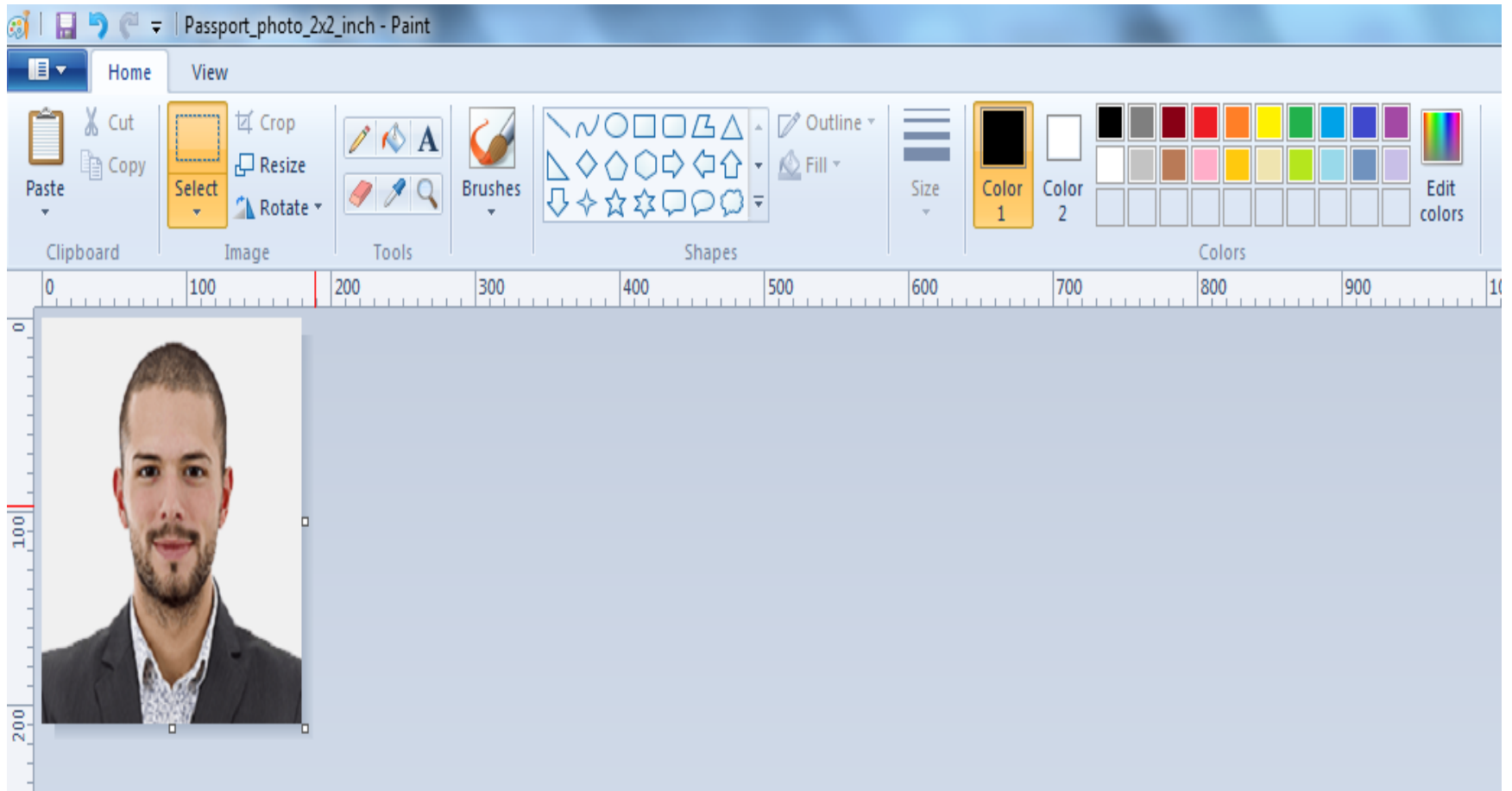
Last week (196)

Date taken: Specify date taken
Dimensions: 298 x 220

1. Pixels वरती click करा.
2. Maintain aspect ratio "**Uncheck**" करा.
3. Horizontal मध्ये 180 Pixels
4. Vertical मध्ये 210 Pixels



छायाचित्र Crop झाल्यावर असे दिसेल.



*Thank
you*

